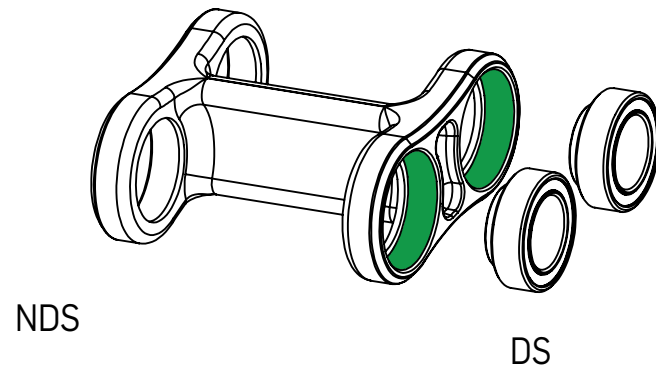


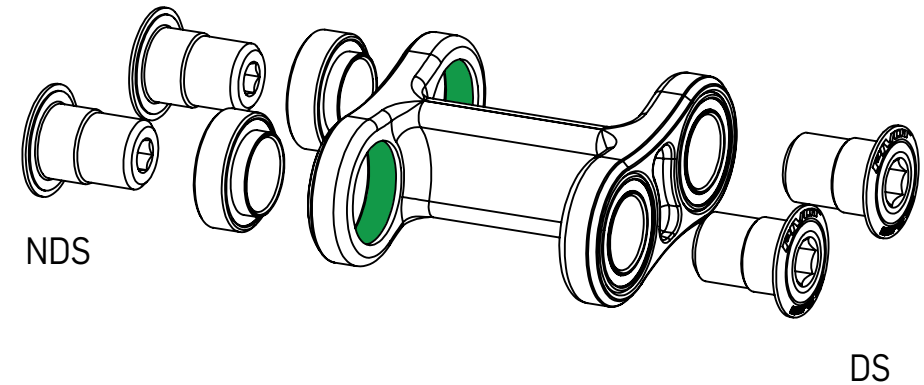
Pre-Assembly Reference

All Bearings Installed During Pre-Assembly Are Press Fit (Drive Side)



Frame Assembly Reference

All Bearings Installed During Frame Assembly Are Slip Fit (Non-Drive Side)



PART NUMBERS:

Lower Link: FP-LNK-LL-34MM-V1-R1
 LL Protector: FP-PRO-34MM-LL-V1-R2
 Bearings: FP-BRG-3802-LLUMAXECN
 Bolts: FP-BLT-M14*20-BLK-V1-R2

Notes:

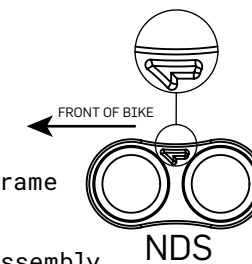
- Lower links are marked with an arrow on the non-drive side.
 The link should be oriented where the arrow points to the front triangle.

-Use **loctite #638** or equivalent on all bearing pockets before assembling to frame

Tip: spread evenly around bearing pocket with a round wooden toothpick

-Use **loctite #243** or equivalent on **frame threads** for each bolt during frame assembly

Tip: spread evenly around the female frame threads with a round wooden toothpick



Do not apply Loctite to bolt threads.



The information contained in this drawing is the sole property of Pivot cycles and is not to be released without prior written approval.